



# GUTTSA

BOX GUTTER RELINING

**Introduction**



**Adam Finlayson**

**Guttsa Pty Ltd**

Plumbers License PCL 5454

BLD252162

ABN: 41 113 126 579

# What is Guttsa?

- Guttsa is an Australian owned company which supplies and installs GUTTA-LINER®
- Guttsa relines existing industrial Box and Trough gutters, reducing the extensive costs of replacing gutters.
- Annual roof servicing and maintenance schedules



# About Guttsa

Guttsa was founded in 1997 by Adam Finlayson, a registered plumber, when he was asked to repair a leaking gutter. **GUTTA-LINER®** was invented and the job was a huge success.

## Our Service

Guttsa services all Adelaide metropolitan and interstate locations



## Our People

Guttsa employs Registered installers who have been trained to install **GUTTA-LINER.**

We guarantee that every liner is installed correctly.

# About Guttsa

## **Safety**

Guttsa is dedicated to maintaining a safe work place. Our employees are trained in standard work instructions that have been developed using established safe work practices.

Guttsa has developed a safety policy and can fully comply with your safety and OH&S requirements.



# Why use Guttsa?

**Guttsa** supplies and installs **GUTTA-LINER®**. Guttsa relines industrial Box and Trough gutters.

## 1. GUTTA-LINER

GUTTA-LINER® is a special UV stabilised polymer liner and has a **10 Year** weatherproof warrantee. It is actually two liners ensuring that the top liner takes the impact of the sun's rays while the bottom liner maintains a waterproof seal.

## 2. COST

Repairing Industrial box or trough gutters with **GUTTA-LINER** is up to **70%** less than replacing.



# Why Reline Your Gutters?

1. Relining existing Box or Trough gutters avoids expensive replacement costs.
2. Relining reduces the disruption to occupants or businesses
3. Relining means no mess or waste
4. Eliminates the need to remove existing roof sheets or flashings
5. No rusting
6. **10 Year Weatherproof Warranty**
7. Installed by trained professionals
8. Over 20 Years Plumbing experience
9. Safe, efficient and reliable



*For more reasons, see our Testimonials Pages*

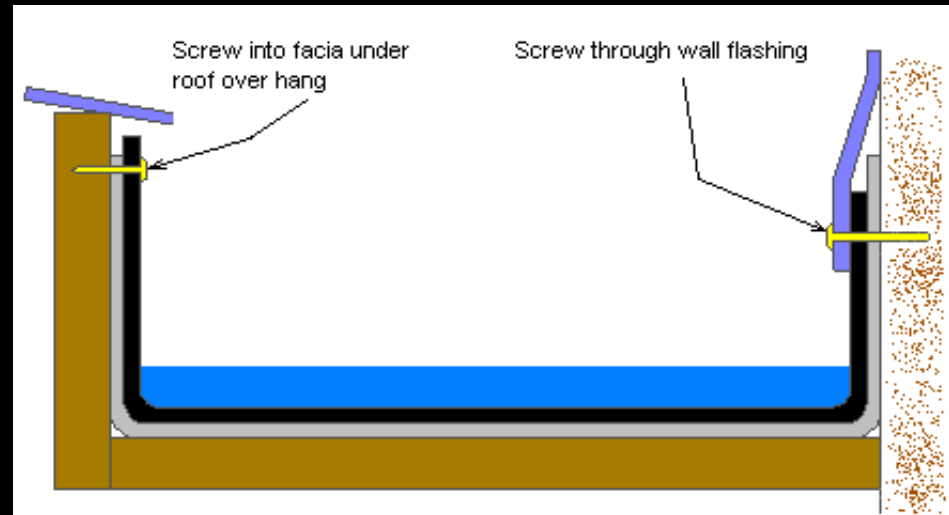
# What is GUTTA-LINER?

- Manufactured in South Australia to ISO9000 quality standards
- 500 micron double layered UV stabilised polymer
- Fits any size and shape of gutter
- Non toxic - safe for the environment
- The liner is glued to existing gutter
- Lightweight and inert
- Available in a range of sizes
- 10 year weatherproof warranty



# How do you reline a gutter?

1. Clean and prepare box or trough gutter thoroughly
2. Apply adhesive
3. Fix GUTTA-LINER® to existing gutter profile










# Roof Servicing

Roof Servicing includes:

- Repairing weather damage
- Sealing leaks
- Repairing flashings
- Removing rubbish
- Checking storm water systems
- Clearing Down Pipes
- Install overflows in Rain Heads
- Clean Sumps
- Clean Drains
- Clear Cross Overs








Standard Work Instruction		Doc No.	GD-W-048	Rev	N
Title /SW/GD-W-048.xls		File	38915	Date	Roof Servicing
<b>Task</b>	This procedure details an overall approach to roofs servicing.				
<b>1 Roof Sheet Fasteners</b>	Replace loose nails with 65mm hex-screw	Doc			
<b>2 Silicone Seal</b>	Apply silicone sealant to vents, flows, flashing, capping	Doc			
<b>3 Overhanging Trees</b>	Prune overhanging branches.	Doc			
<b>4 Storm Water Systems</b>	Check downpipes, storm water pipes, overflows, sump ps. etc.	Doc			
<b>5 Clean Gutter</b>	Remove debris. Use a shovel to run one end and/or cross build up.	Doc			
<b>6 Cleanup</b>		Doc			
<b>7 Demob</b>		Doc			
Cat.	New	Time	0	Training Doc.	Level Page 1 of 1

# Why service your Roof?

## 5. Roof Servicing avoids leaks and surprises!


As a once off service or part of a preventative maintenance strategy, Guttsa covers all roof issues with a thorough inspection, creating a customised programme.

GUTTSA		Standard Work Instruction		Doc No.	GD-W-048 <th>Rev</th> <td>N</td>	Rev	N
Title		/SW/GD-W-048.xls	File	38916	Date	Roof Servicing	
<b>Task</b>	This procedure details an overall approach to roofs servicing.						
<b>1 Roof Sheet Fasteners</b>	Replace loose nails with 65mm tek-screw		D 00				
<b>2 Silicone Seal</b>	Apply silicone sealant to vents, flows, flashing, capping		D 00				
<b>3 Overhanging Trees</b>	Prune overhanging branches.		D 00				
<b>4 Storm Water Systems</b>	Check downpipes, storm water pipes, overflows, sum ps etc.		D 00				
<b>5 Clean Gutter</b>	Remove debris. Use a shovel to remove mud and/or moss build up.		D 00				
<b>6 Cleanup</b>			D 00				
<b>7 Demob</b>			D 00				
<b>Cat.</b>	New	<b>Time</b>	0	<b>Training Doc.</b>		<b>Level</b>	<b>Page</b> 1 of 1

# Satisfied Customers



SA Brewery



Australian Wool  
Handlers



City Holden



# Testimonials

Here is what some of our customers say about us...

We tried for years to fix our leak problems. We wasted a lot of time and money in doing so, until we used Guttsa.

***Julian Newton*** – Manager  
*City Holden, Adelaide, SA*



# Testimonials

"Thank heavens we've got Guttsa!"

***Peter Ashton** – Maintenance  
SA Brewery, Adelaide*



We rely on GUTTSA for fast, reliable service for all our roofing needs!

***Gerry Clarke** - Maintenance Manager of Trident  
Plastics, Cheltnam, SA*

# Testimonials



"We have Relined all our gutters with Guttsa."

**Wayne Whitbread** - Maintenance Manager AWH, Gillman, SA

# Contact Details

## Location Details

26 East Terrace  
Hawthorndene  
SA 5051

1800 GUTTSA

Phone: 0417 827 873

Facsimile: 83702390

Email: [adam@guttsa.com.au](mailto:adam@guttsa.com.au)

Website: <http://www.guttsa.com.au>

